

# U-MULTIRANK 2022

Italian Universities in Global Comparison



## U-MULTIRANK 2022

U-Multirank is a unique, multi-dimensional and international ranking of higher education institutions. It compares university performance across teaching and learning, research, knowledge transfer, international orientation and regional engagement. It is the largest and most inclusive ranking showcasing the diversity in higher education around the world. It is not a league table and does not use composite indicators, nor reputation weights. Therefore, there is no one best university in U-Multirank. The performance of a university is presented with individual scores – graded from 'A' (very good) to 'E' (weak) across the different areas.

U-Multirank's 2022 edition presents data on 82 Italian higher education institutions. For the full list of all universities from Italy included in U-Multirank, please visit our [website](#).

# CONTENTS

3	AT A GLANCE: HOW DO ITALIAN UNIVERSITIES FARE IN U-MULTIRANK?
4	WHICH ARE THE TOP PERFORMING UNIVERSITIES IN ITALY?
5	WHAT ARE THE PERFORMANCE PROFILES OF ITALY'S TOP SCORING UNIVERSITIES?
6	HOW DO ITALIAN UNIVERSITIES PERFORM GLOBALLY?
7	APPENDIX: HOW CAN DETAILED RESULTS BE PRESENTED?
8	WHAT IS U-MULTIRANK?

## AT A GLANCE: HOW DO ITALIAN UNIVERSITIES FARE IN U-MULTIRANK?

- In its 2022 edition, U-Multirank covers 82 higher education institutions from Italy.
- Italian higher education institutions show a strong performance in the dimensions of Research and Regional Engagement.
- The nine Italian institutions with more than ten top positions ('A' scores) are Bocconi University (15), followed by Humanitas University (14), IMT School for Advanced Studies Lucca (13), Politecnico di Bari (12), Università IULM (12), Polytechnic University of Turin (12), and, with 11 'A' scores, University of Siena, Free University of Bozen-Bolzano and University of Camerino.
- These top performers have a specific profile. Bocconi University is strongest in the dimension International Orientation (six 'A' scores'); for Humanitas University, IMT School for Advanced Studies Lucca, Politecnico di Bari and Università IULM, Research is the strongest single dimension.



## WHICH ARE THE TOP PERFORMING UNIVERSITIES IN ITALY?

Bocconi University received the highest number of 'A' (very good) scores on the institutional level for Italy in 2022.

In this section we highlight the universities receiving the highest number of 'A' (very good) scores on the institutional level for the respective country.


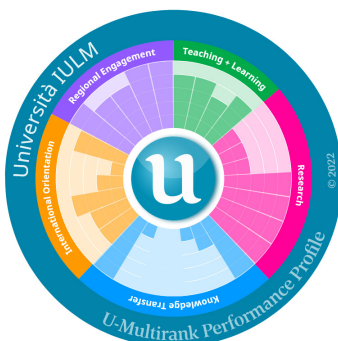
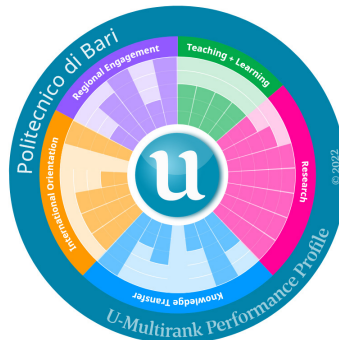


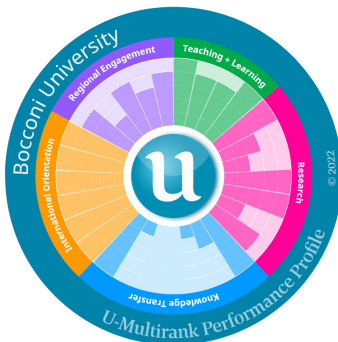
Although the number of 'A' scores shows top performance for the respective university, it does not imply one university is the 'best' in the country, as each university profile highlights different strengths.

Italian universities with the highest number of overall top scores in 2021	Total 'A' scores
<a href="#">Bocconi University</a>	15
<a href="#">Humanitas University</a>	14
<a href="#">IMT School for Advanced Studies Lucca</a>	13
<a href="#">Politecnico di Bari</a>	12
<a href="#">Università IULM</a>	12
<a href="#">Polytechnic University of Turin</a>	12

The list includes different profiles of institutions: comprehensive universities, as well as postgraduate institutions and technical universities.

# WHAT ARE THE PERFORMANCE PROFILES OF ITALY'S TOP SCORING UNIVERSITIES?

Using our unique sunburst chart, a clear picture is shown of the university's overall performance (the longer the bar, the higher the score).



## U-MULTIRANK PRESENTS SUNBURSTS

© 2014 U-Multirank

### PERFORMANCE INDICATORS

<b>TEACHING &amp; LEARNING</b>	1 Bachelor graduation rate 2 Masters graduation rate 3 Graduating on time (Bachelors) 4 Graduating on time (Masters)
<b>RESEARCH</b>	5 External research income 6 Research publications (size-normalized) 7 Art related output 8 Citation rate 9 Topcited publications 10 Interdisciplinary publications 11 Post-doc positions
<b>KNOWLEDGE TRANSFER</b>	12 Income from private sources 13 Co-publications with industrial partners 14 Patents awarded (size-normalized) 15 Industry co-patents 16 Spin-offs 17 Publications cited in patents 18 Income from continuous professional development
<b>INTERNATIONAL ORIENTATION</b>	19 Foreign language bachelor programmes 20 Foreign language master programmes 21 Student mobility 22 International academic staff 23 International doctorate degrees 24 International joint publications
<b>REGIONAL ENGAGEMENT</b>	25 Bachelor graduates working in the region 26 Student internships in the region 27 Regional joint publications 28 Income from regional sources 29 Master graduates working in the region

[www.umultirank.org](http://www.umultirank.org)

For a list of definitions and calculations of indicators, see our [Indicator Book](#).

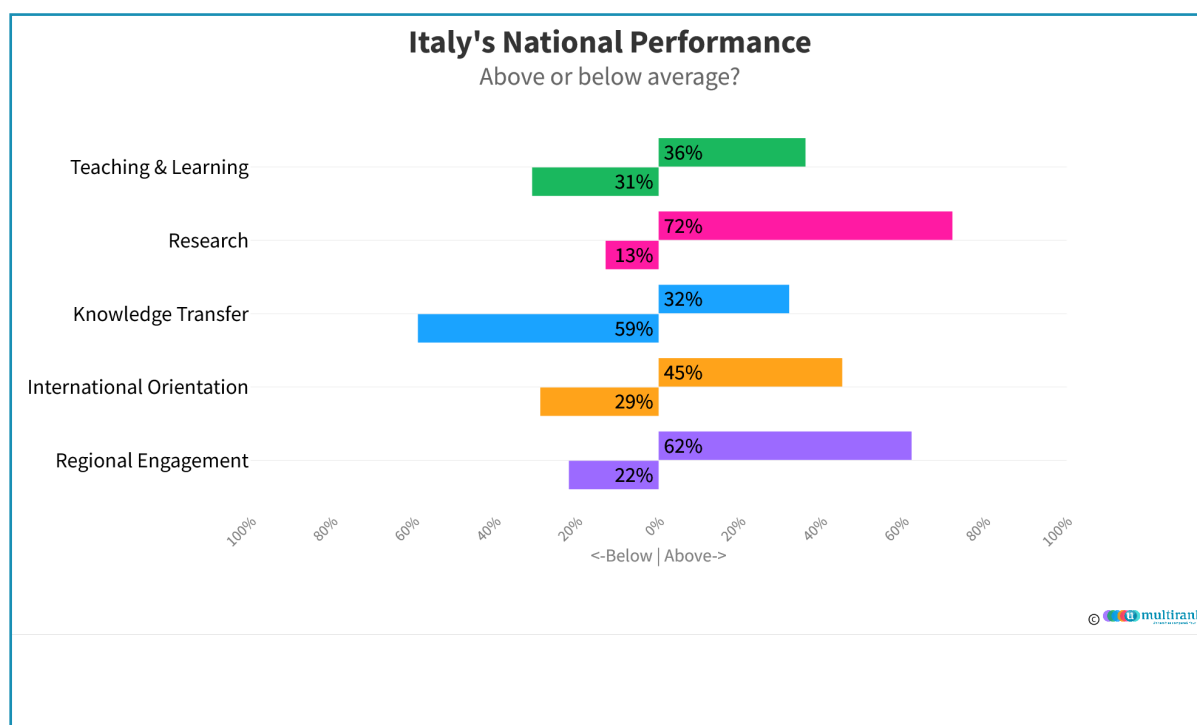
# HOW DO ITALIAN UNIVERSITIES PERFORM GLOBALLY?

Italian higher education institutions perform strongest in U-Multirank's Research dimension.

## Above or below average?

In this section we highlight the overall performance of Italian universities on the institutional level per U-Multirank dimension.

The below table shows the national breakdown of Italian universities and how they stand across the spectrum of above average (receiving a score of 'A' (very good) or 'B' (good)), or below average (receiving a score of 'D' (below average) or 'E' (weak)). In doing so, U-Multirank offers a clear picture on the countries strengths, and areas for improvement.



# APPENDIX

## DETAILED RESULTS

If you want to analyse further the performance of the universities in your country you can click the following links.

The below links lead directly to the national results pages where we pre-filtered the universities in your country into one list (for the university as a whole and for the subject areas included in U-Multirank so far). You can use the table to produce national rankings (see image below), or for personalised interactive analyses with the data.

If you're interested in tailor-made tables (institutional level, subject level, or with a specific focus in mind, such as internationalisation), please contact us, at [info@umultirank.org](mailto:info@umultirank.org). These links are also accessible via your country's 'Study in' page.

ranking		Bachelor graduation rate	Graduating on time (masters)	Citation rate	Research publications (size-normalised)	Co-publications with industrial partners	Patents awarded (size-normalised)	Student mobility	International joint publications	Bachelor graduates working in the region	Regional joint publications
A-Z	Top scores										
<a href="#">University of Aosta</a>	IT	C	B	C	D	E	E	C	C	B	D
<a href="#">University of L'Aquila</a>	IT	C	D	B	A	B	E	B	C	B	C
<a href="#">Politecnico di Bari</a>	IT	C	C	A	B	A	D	B	A	D	A
<a href="#">University of Bari</a>	IT	C	C	B	B	A	D	B	B	A	A
<a href="#">University of Basilicata</a>	IT	C	D	C	A	A	E	B	A	A	C
<a href="#">University of Bergamo</a>	IT	C	-	B	D	D	E	C	C	-	A
<a href="#">Bocconi University</a>	IT	A	A	A	C	D	E	A	A	B	B
<a href="#">University of Bologna</a>	IT	-	-	B	A	A	D	-	B	-	B
<a href="#">Libera Università di Bolzano</a>	IT	B	C	B	A	C	E	A	A	A	D
<a href="#">Brescia University</a>	IT	-	-	B	A	B	D	-	B	-	B
<a href="#">Ca' Foscari University of Venice</a>	IT	-	-	B	C	D	E	-	B	A	C

### U-Multirank's National University Rankings 2022-2023 – Italy

[Institutional Rankings](#)

### U-Multirank's Subject Rankings 2022-2023 – Italy

[Biology \(updated\)](#)

[Chemical Engineering \(updated\)](#)

[Chemistry \(updated\)](#)

[Civil Engineering \(updated\)](#)

[Computer Science \(updated\)](#)

[Electrical Engineering \(updated\)](#)

[Environmental Engineering \(updated\)](#)

[Mathematics \(updated\)](#)

[Mechanical Engineering \(updated\)](#)

[Physics \(updated\)](#)

[Production/Industrial Engineering \(updated\)](#)

### Press materials:

[Advanced press release](#)

[FAQ](#)



## WHAT IS U-MULTIRANK?

U-Multirank is a multidimensional, user-driven approach to international ranking of higher education institutions. It compares the performances of higher education institutions – in short: universities – in the five dimensions of university activity:

(1) teaching and learning, (2) research, (3) knowledge transfer, (4) international orientation and (5) regional engagement.

The U-Multirank web tool enables comparisons at the level of the university as a whole and at the level of specific study programmes. Based on empirical data, U-Multirank compares institutions with similar institutional profiles ('like-with-like') and allows users to develop their own personalised rankings by selecting indicators in terms of their own preferences.

Based on the results of a feasibility study covering 150 universities which was carried out in 2010/11, the European Commission decided to fund the implementation of U-Multirank. This roll out is carried out by a consortium led by Professor Frans van Vught of the Center for Higher Education Policy Studies (CHEPS), University of Twente in the Netherlands and Professor Frank Ziegele of the Centre for Higher Education (CHE) in Germany as well as the Centre for Science and Technology Studies (CWTS) from Leiden University and Fundacion CYD. U-Multirank is funded by the European Commission, the Bertelsmann Foundation and Banco Santander. The consortium also works closely with a range of national ranking partners and stakeholder organisations.

The work of the U-Multirank consortium is overseen by an Advisory Board.





Funded by:

| BertelsmannStiftung



## CONTACT US

info@umultirank.org  
P.O. Box 105  
33311, Guetersloh, Germany  
Tel.: +49 (0) 5241 9761 58  
Fax: +49 (0) 5241 9761 40



[WWW.UMULTIRANK.ORG](http://WWW.UMULTIRANK.ORG)